





PRESINT 1, PUTRAJAYA (LCC-Z-W140-02-0001)

Element	Total Carbon Emissions		Reduction Achieved		Diamond Level
	2012 (B) tCO ₂ /yr	2018 (A) tCO ₂ /yr	(B-A) tCO ₂ /yr	%	
Energy	72,230.88	56,644.25	15,586.63	21.58	3 D
Water	862.47	508.51	353.97	41.04	4 D
Waste	7,510.01	7,213.84	296.17	3.94	1 D
Mobility					
Total Emissions	80,603.37	64,366.60	16,236.77	20.14	
Element	Total Carbon Sequestrations		Sequestration Increased		Diamond Level
	2012 (B) tCO ₂ /yr	2018 (A) tCO ₂ /yr	(B-A) tCO ₂ /yr	%	
Greenery & Water Bodies	1077.75	1077.75	0.00	0.00	
Total Sequestrations		1077.75			

This is to verify that
PERBADANAN PUTRAJAYA
for the
PRESINT 1, PUTRAJAYA
Low Carbon Zone
has successfully reduced its GHG emissions by **20.14%**
since 2012 across 3 elements which is equivalent to
16,236.77 tCO₂e
and has maintained its carbon sequestration potential
of **1,077.75 tCO₂/year**

ELEMENT	REDUCTION ACHIEVED	DIAMOND LEVEL
ENERGY	21.58%	
WATER	41.04%	
WASTE	3.94%	
MOBILITY	-	
ELEMENT	SEQUESTRATION	DIAMOND LEVEL
GREENERY	Maintained	