





LC ZONE 1 PASIR GUDANG (LCC-Z-J010-07-0001)

Element	Total Carbon Emissions		Reduction Achieved		Diamond Level
	2017 (B) tCO ₂ /yr	2018 (A) tCO ₂ /yr	(B-A) tCO ₂ /yr	%	
Energy	228,223.54	211,904.41	16,318.83	7.15	2 D
Water	2,708.69	2,757.61	48.92	1.81	1 D
Waste	3,470.22	3,277.29	192.93	5.56	2 D
Mobility					
Total Emissions	230,939.20	217,939.31	16,462.85	7.02	
Element	Total Carbon Sequestrations		Sequestration Increased		Diamond Level
	2017 (B) tCO ₂ /yr	2018 (A) tCO ₂ /yr	(A_B) tCO ₂ /yr	%	
Greenery & Water Bodies	1,935.83	1,935.83	0	0	
Total Sequestrations		1,935.83			

This is to verify that
MAJLIS PERBANDARAN PASIR GUDANG
 for the
LC ZONE 1 PASIR GUDANG
 Low Carbon Zone
 has successfully reduced its GHG emissions by **7.02%**
 since 2016 across 3 elements which is equivalent to
16,462.85 tCO₂e
 and has maintained its carbon sequestration potential
 of **1,935.83 tCO₂/year**

ELEMENT	REDUCTION ACHIEVED	DIAMOND LEVEL
ENERGY	7.15%	
WATER	1.81%	
WASTE	5.56%	
MOBILITY	-	
ELEMENT	SEQUESTRATION	DIAMOND LEVEL
GREENERY	Maintained	