





PANDAN INDAH BRK 1 MENARA MPAJ (LCC-P-B100-03-0001)

Element	Total Carbon Emissions		Reduction Achieved		Diamond Level
	2015 (B) tCO ₂ /yr	2018 (A) tCO ₂ /yr	(B-A) tCO ₂ /yr	%	
Energy	2,820.30	2,448.30	372.00	13.19	3 D
Water	17.06	15.43	1.63	9.56	2 D
Waste	287.73	244.51	43.23	15.02	3 D
Mobility					
Total Emissions	3,125.10	2,708.25	416.86	13.34	
Element	Total Carbon Sequestrations		Sequestration Increased		Diamond Level
	2015 (B) tCO ₂ /yr	2018 (A) tCO ₂ /yr	(A-B) tCO ₂ /yr	%	
Greenery & Water Bodies	2.89	2.89	0	0	-
Total Sequestrations		2.89			

This is to verify that
MAJLIS PERBANDARAN AMPANG JAYA
 for the
PANDAN INDAH BRK 1 MENARA MPAJ
 Low Carbon Partner
 has successfully reduced its GHG emissions by **13.34%**
 since 2016 across 3 elements which is equivalent to
416.86 tCO₂e
 and has maintained its carbon sequestration potential
 of **2.89 tCO₂/year**

ELEMENT	REDUCTION ACHIEVED	DIAMOND LEVEL
ENERGY	13.19%	
WATER	9.56%	
WASTE	15.02%	
MOBILITY	-	
ELEMENT	SEQUESTRATION	DIAMOND LEVEL
GREENERY	Maintained	