





MITC (LCC-Z-M040-04-0001)

Element	Total Carbon Emissions		Reduction Achieved		Diamond Level
	2013 (B) tCO ₂ /yr	2018 (A) tCO ₂ /yr	(B-A) tCO ₂ /yr	%	
Energy	18,164.72	16,429.67	1,735.04	9.55	2 D
Water	144.09	193.75	-49.66	-34.46	-
Waste					
Mobility					
Total Emissions	18,308.81	16,623.43	1,685.39	9.21	
Element	Total Carbon Sequestrations		Sequestration Increased		Diamond Level
	2013 (B) tCO ₂ /yr	2018 (A) tCO ₂ /yr	(A-B) tCO ₂ /yr	%	
Greenery & Water Bodies	1,369.74	1,408.89	39.15	2.86	1 D
Total Sequestration		1,408.89			

This is to verify that
MAJLIS PERBANDARAN HANG TUAH JAYA
 for the
MITC
 Low Carbon Zone
 has successfully reduced its GHG emissions by **9.21%**
 since 2013 across 2 elements which is equivalent to
1,685.39 tCO₂e
 and has increased its carbon sequestration potential by
2.86% to 1,408.89 tCO₂/year

ELEMENT	REDUCTION ACHIEVED	DIAMOND LEVEL
ENERGY	9.55%	
WATER	(34.46%)	
WASTE	-	
MOBILITY	-	
ELEMENT	SEQUESTRATION	DIAMOND LEVEL
GREENERY	2.86%	