





# BANDAR KUALA KUBU BHARU (LCC-Z-B100-09-0001)

Element	Total Carbon Emissions		Reduction Achieved		Diamond Level
	2017 (B) tCO <sub>2</sub> /yr	2018 (A) tCO <sub>2</sub> /yr	(B-A) tCO <sub>2</sub> /yr	%	
Energy	6,609.33	6,535.03	265.12	3.90	1 D
Water	123.41	138.28	-14.88	-12.05	0 D
Waste	347.99	389.43	-41.43	-11.91	0 D
Mobility					
<b>Total Emissions</b>	<b>7,271.55</b>	<b>7,062.74</b>	<b>208.81</b>	<b>2.87</b>	
Element	Total Carbon Sequestrations		Sequestration Increased		Diamond Level
	2017 (B) tCO <sub>2</sub> /yr	2018 (A) tCO <sub>2</sub> /yr	(A-B) tCO <sub>2</sub> /yr	%	
Greenery & Water Bodies	30.00	30.00	0	0	
<b>Total Sequestrations</b>		30.00			

This is to verify that  
**MAJLIS DAERAH HULU SELANGOR**  
 for the  
**BANDAR KUALA KUBU BHARU**  
 Low Carbon Zone  
 has successfully reduced its GHG emissions by **2.87%**  
 since 2016 across 3 elements which is equivalent to  
**208.81 tCO<sub>2</sub>e**  
 and has maintained its carbon sequestration potential  
 of **30.00 tCO<sub>2</sub>/year**

ELEMENT	REDUCTION ACHIEVED	DIAMOND LEVEL
ENERGY	3.90	
WATER	(12.05)	
WASTE	(11.91)	
MOBILITY	-	
ELEMENT	SEQUESTRATION	DIAMOND LEVEL
GREENERY	Maintained	